**District 7 N**

**As of May 2026 Cumulative**

| Year | New Clubs | Dropped Clubs | Gain/ Loss Clubs | New Members | Charter Members | Reinstate Members | Transfer Members | Total Member Added | Total Members Dropped | Gain/ Loss Members |
|---|---|---|---|---|---|---|---|---|---|---|
| 2021-2022 | 0 | 4 | -4 | 40 | 2 | 1 | 0 | 43 | 143 | -100 |
| 2022-2023 | 0 | 2 | -2 | 61 | 0 | 4 | 4 | 69 | 71 | -2 |
| 2023-2024 | 0 | 3 | -3 | 29 | 0 | 1 | 5 | 35 | 74 | -39 |
| 2024-2025 | 0 | 1 | -1 | 27 | 0 | 0 | 0 | 27 | 55 | -28 |
| 2025-2026 | 0 | 0 | 0 | 42 | 0 | 1 | 1 | 44 | 33 | 11 |
| **Average** | **0** | **2** | **-2** | **40** | **0** | **1** | **2** | **44** | **75** | **-32** |

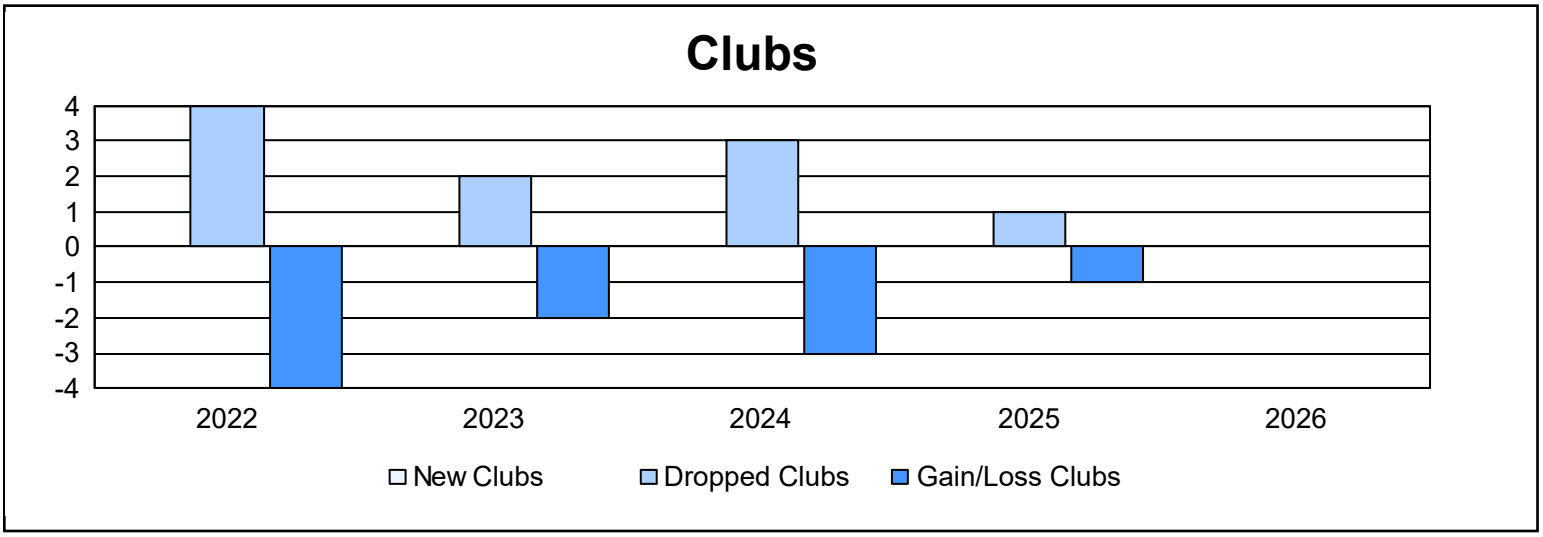


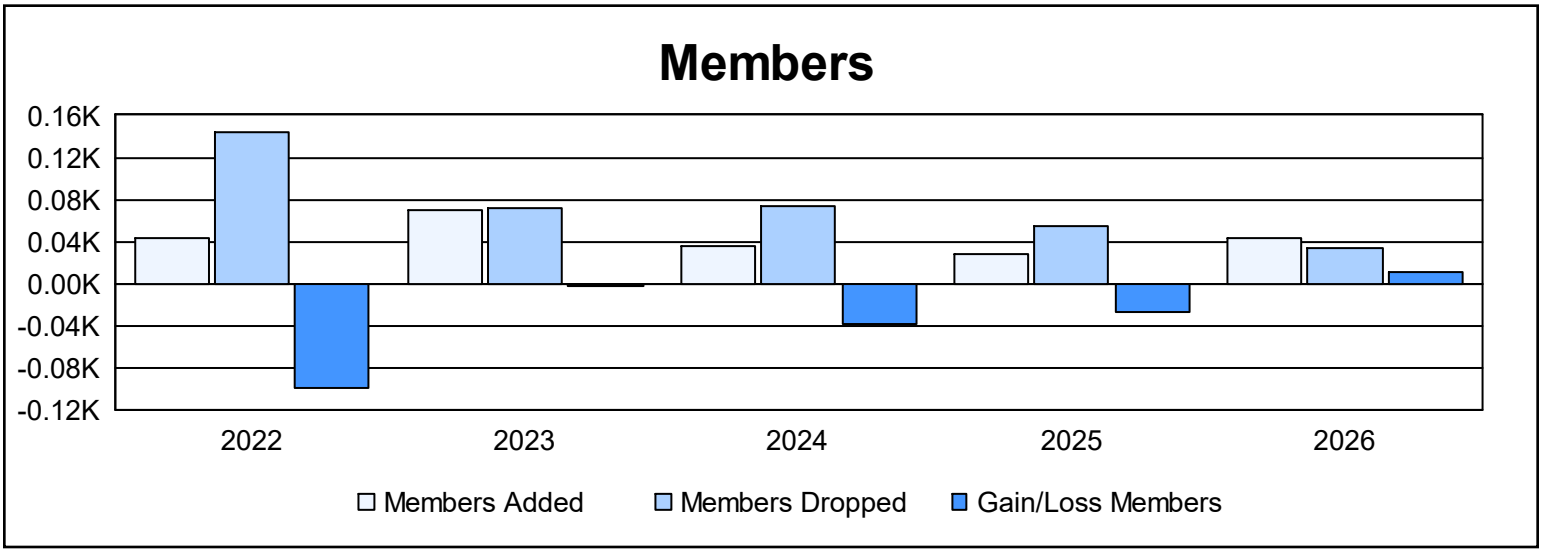

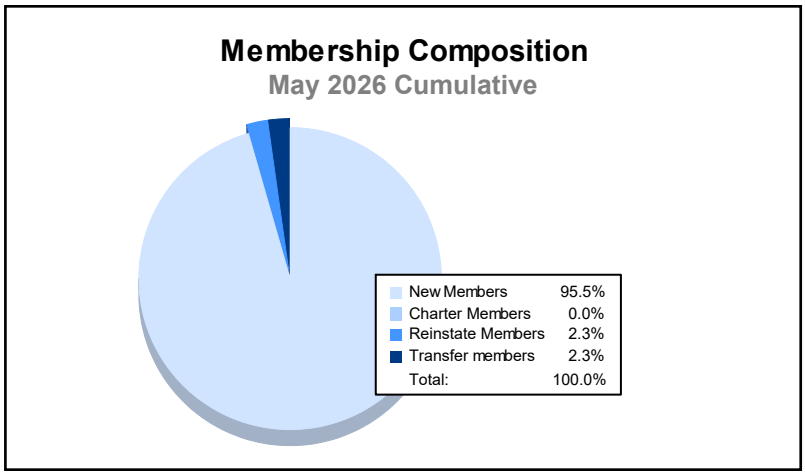
Membership Composition
May 2026 Cumulative
New Members 95.5%
Charter Members 0.0%
Reinstate Members 2.3%
Transfer members 2.3%
Total: 100.0%

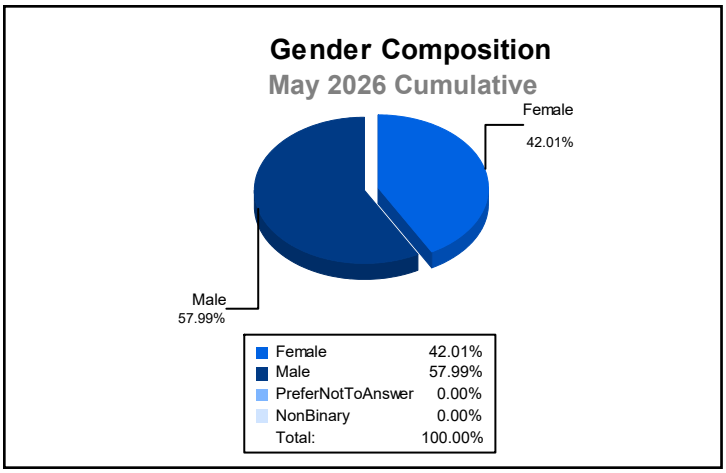
Gender Composition
May 2026 Cumulative
Female
42.01%
Male
57.99%
Female 42.01%
Male 57.99%
PreferNotToAnswer 0.00%
NonBinary 0.00%
Total: 100.00%